HL 20 - RIDUTTORE **HL 20 - GEARBOX** *HL 20 - GETRIEBE*

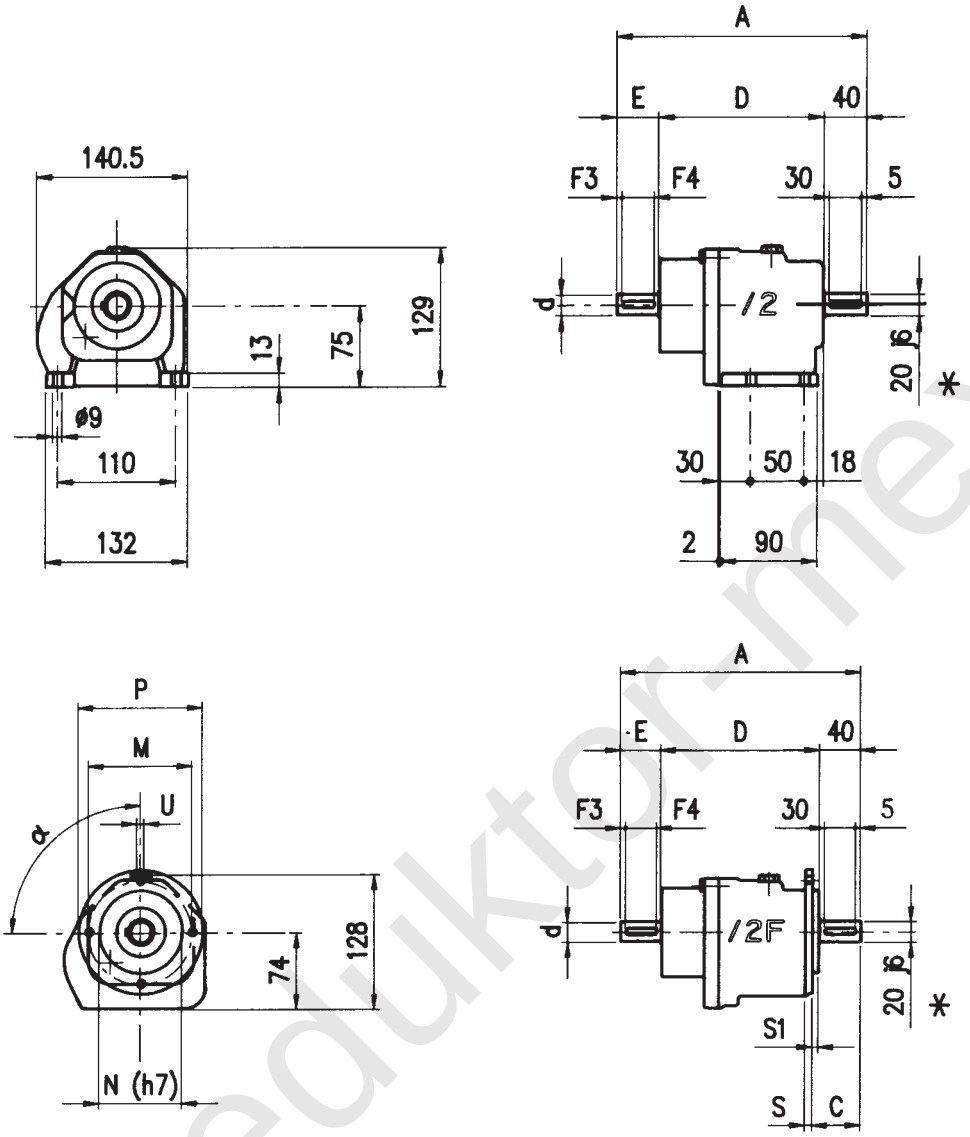

(*) Disponibile anche con albero uscita ø 16 j6 **(*) Even available with 16 mm shaft** *(*) Verfügbar auch mit 16 mm welle*

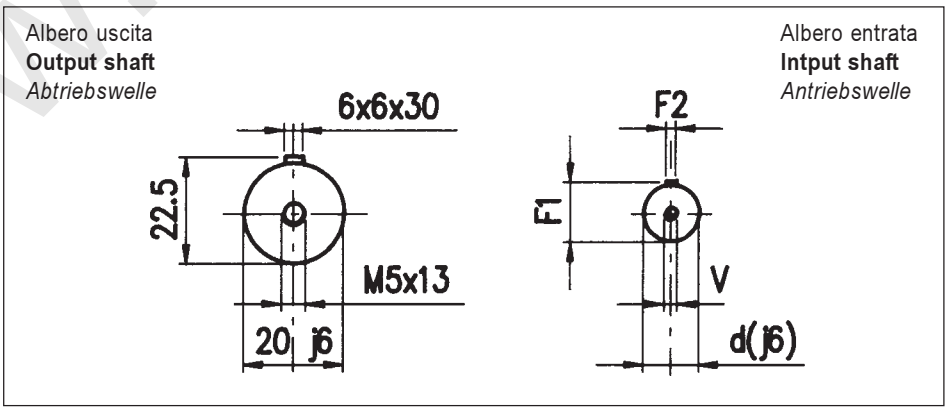

20/2	A	D	E	d	F1	F2	F3	F4	V	N	C	M	P	α	S	S1	U
/2	232	152	40	19	21,5	6	5	30	M5								
/2 F	232	152	40	19	21,5	6	5	30	M5	80	44	100	120	90°	7	3	7

www.redukto-mex.ru

MHL 20 PAM - MOTORIDUTTORE P.A.M.

MHL 20 PAM - ARRANGED GEARED MOTORS

MHL 20 PAM - GETRIEBE ZUM I.E.C. MOTORANBAU

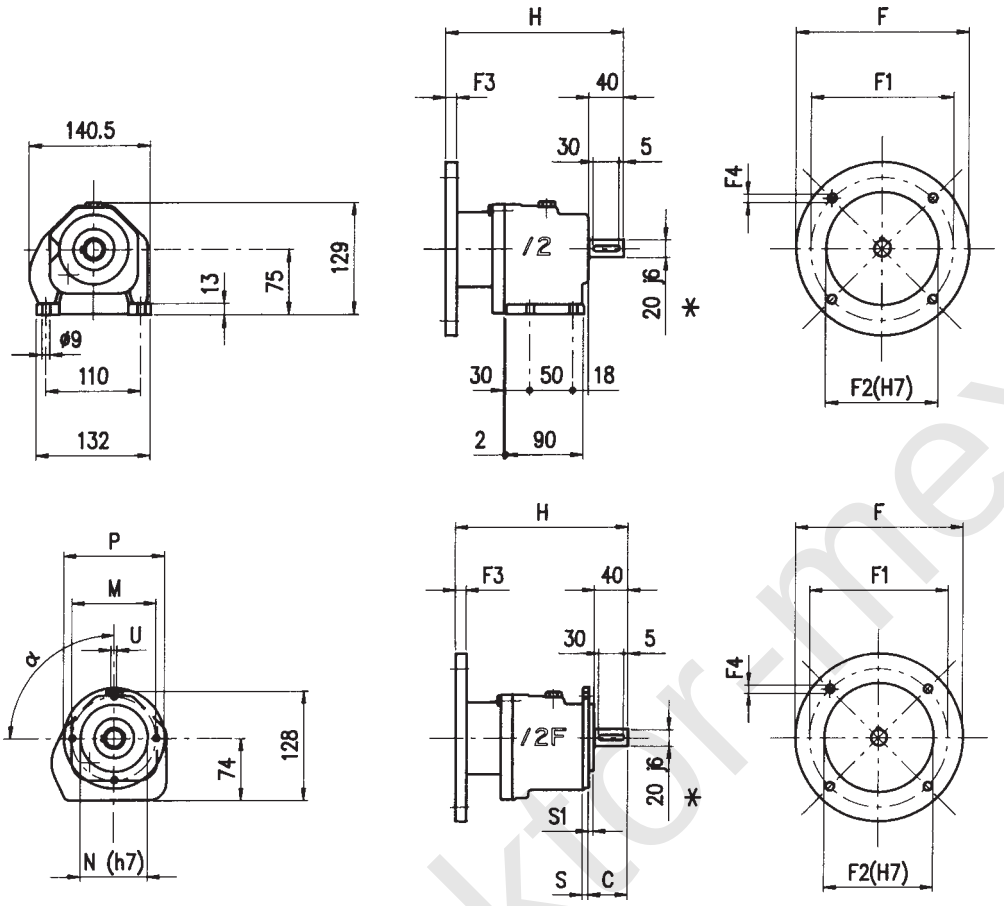

(*) Disponibile anche con albero uscita ø 16 j6

(*) Even available with 16 mm shaft

(*) Verfügbar auch mit 16 mm welle

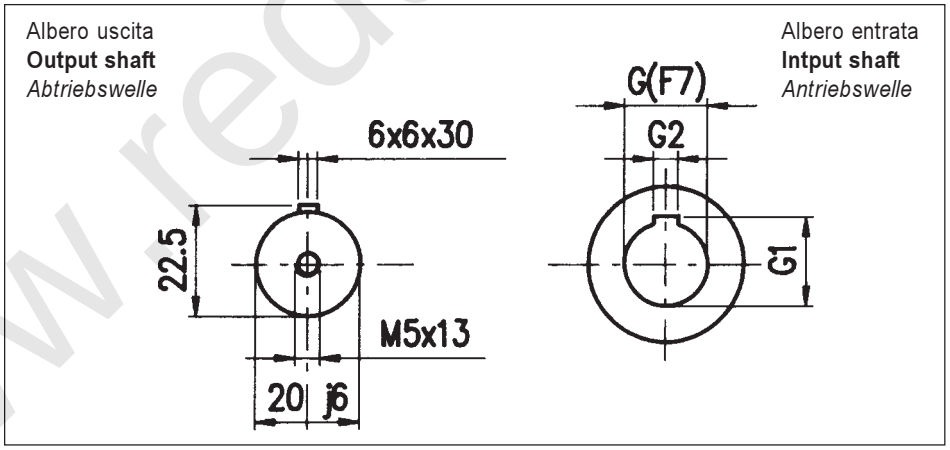

20/2	G	G1	G2	F	F1	F2	F3	F4	H
/2....56 B5 /2F....56 B5	9	10,4	3	120	100	80	8	7	208
/2....63 B5 /2F....63 B5	11	12,5	4	140	115	95	12	9	207
/2....71 B5 /2F....71 B5	14	16	5	160	130	110	10,5	9	206
/2....80 B5 /2F....80 B5	19	21,5	6	200	165	130	10,5	11	206

P = 120							
N	C	M	P	α	S	S1	U
80	44	100	120	90°	7	3	7

www.redukTor-mex.ru

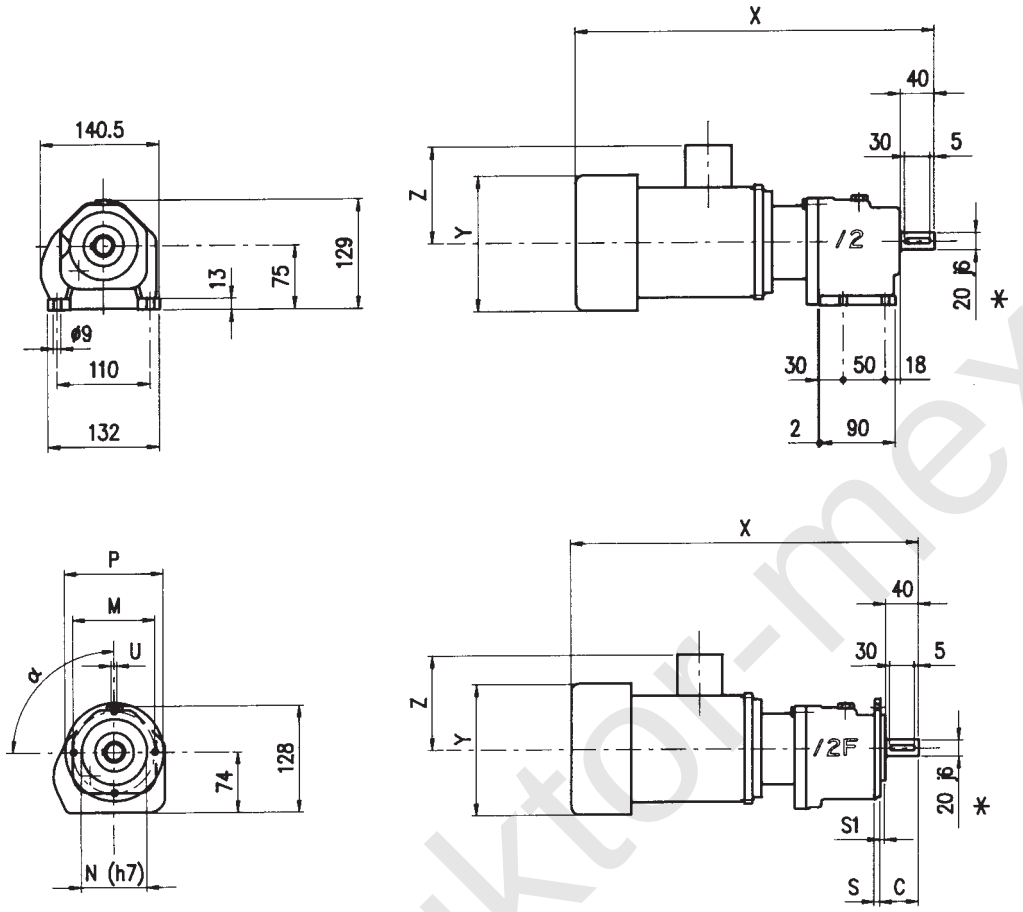

(*) Disponibile anche con albero uscita ø 16 j6 **(*) Even available with 16 mm shaft** *(*) Verfügbar auch mit 16 mm welle*

Albero uscita
Output shaft
Abtriebswelle

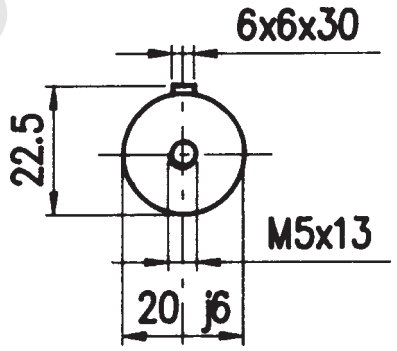

20/2	Y	Z	X
/2....GR 56 /2F....GR 56	111	95	378
/2....GR 63 /2F....GR 63	124	92	395
/2....GR 71 /2F....GR 71	140	102	401
/2....GR 80 /2F....GR 80	160	115	426

P = 120							
N	**C**	**M**	**P**	α	**S**	**S1**	**U**
80	44	100	120	90°	7	3	7

www.redukto-mex.ru

HL 25 - RIDUTTORE | **HL 25 - GEARBOX** | *HL 25 - GETRIEBE*

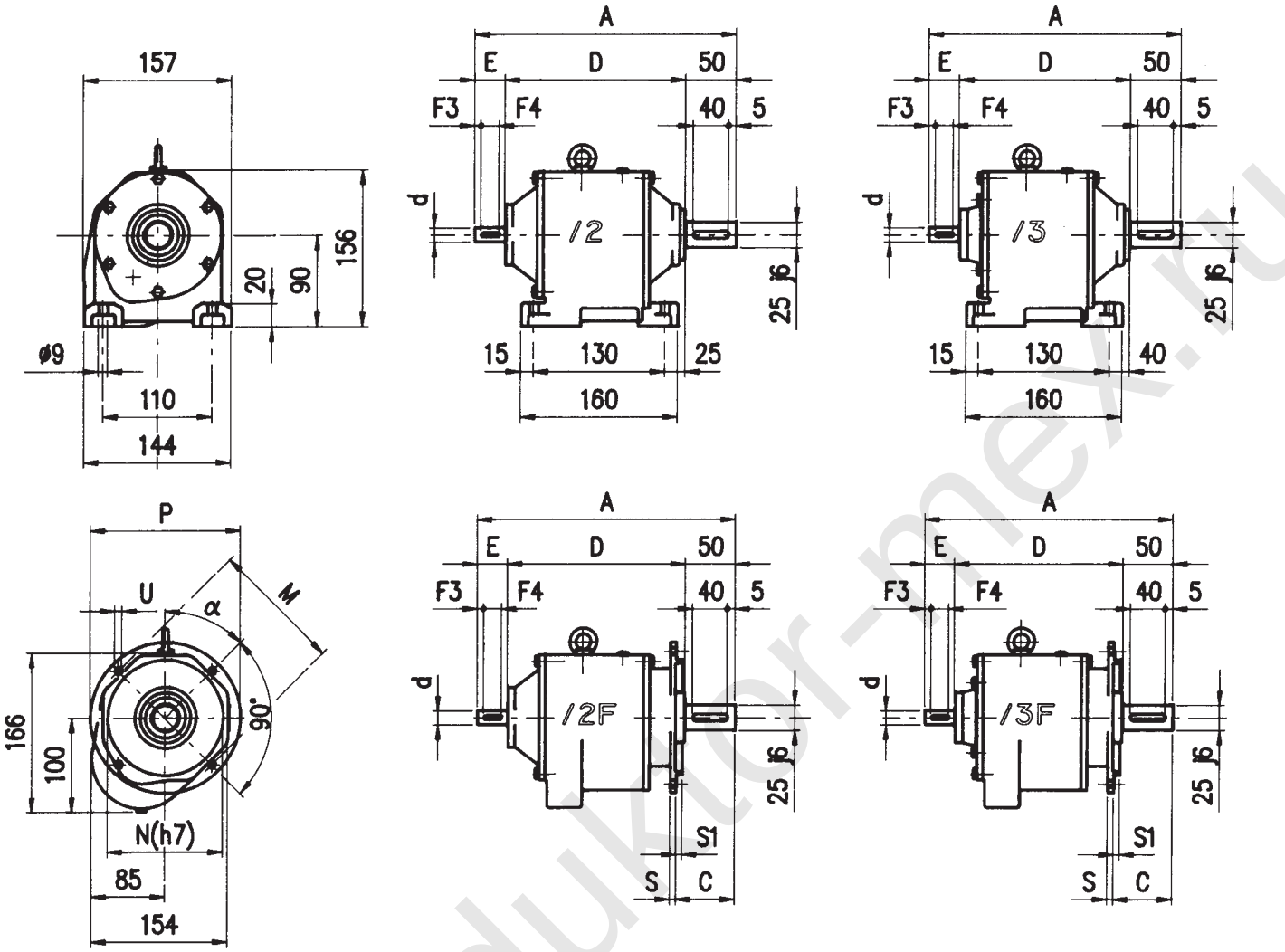

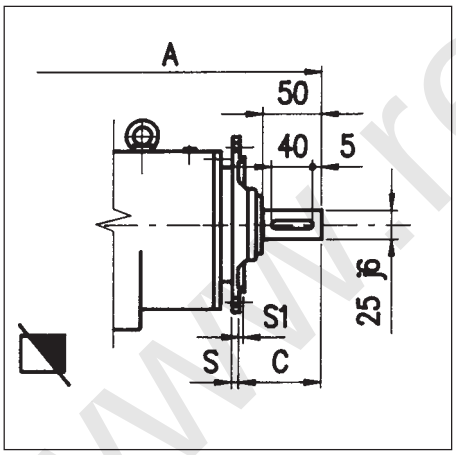

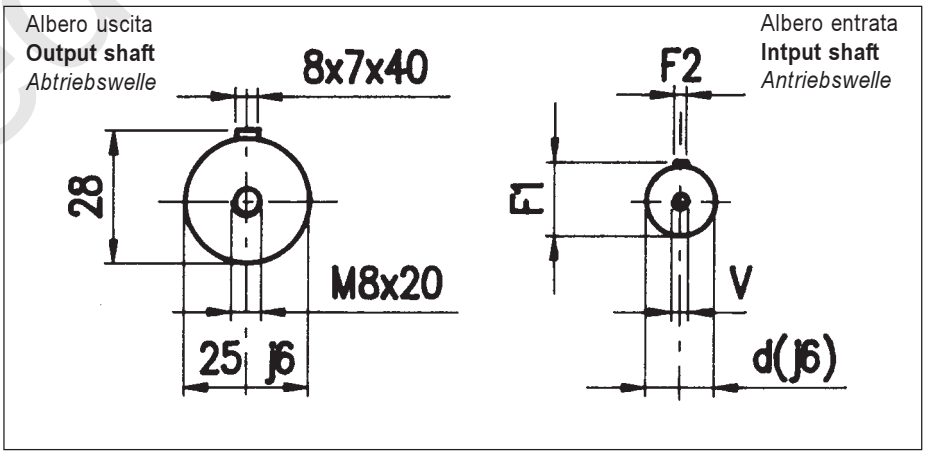

25/2-25/3	A	D	E	d	F1	F2	F3	F4	V	N	C	M	P	α	S	S1	U
/2	293	203	40	19	21,5	6	5	30	M5								
/2F-120	312	222	40	19	21,5	6	5	30	M5	80	55	100	120	45°	8	3,5	6,5
/2F-160	312	222	40	19	21,5	6	5	30	M5	110	55	130	160	45°	9	3,5	9
/2F-200	312	222	40	19	21,5	6	5	30	M5	130	◥ 85	165	200	58°	10	4	11
/3	284,5	194,5	40	19	21,5	6	5	30	M5								
/3F-120	303,5	213,5	40	19	21,5	6	5	30	M5	80	55	100	120	45°	8	3,5	6,5
/3F-160	303,5	213,5	40	19	21,5	6	5	30	M5	110	55	130	160	45°	9	3,5	9
/3F-200	303,5	213,5	40	19	21,5	6	5	30	M5	130	◥ 85	165	200	58°	10	4	11

www.redukTor-mex.ru

MHL 25 PAM - MOTORIDUTTORE P.A.M

MHL 25 PAM - ARRANGED GEARED MOTORS

MHL 25 PAM - GETRIEBE ZUM I.E.C. MOTORANBAU

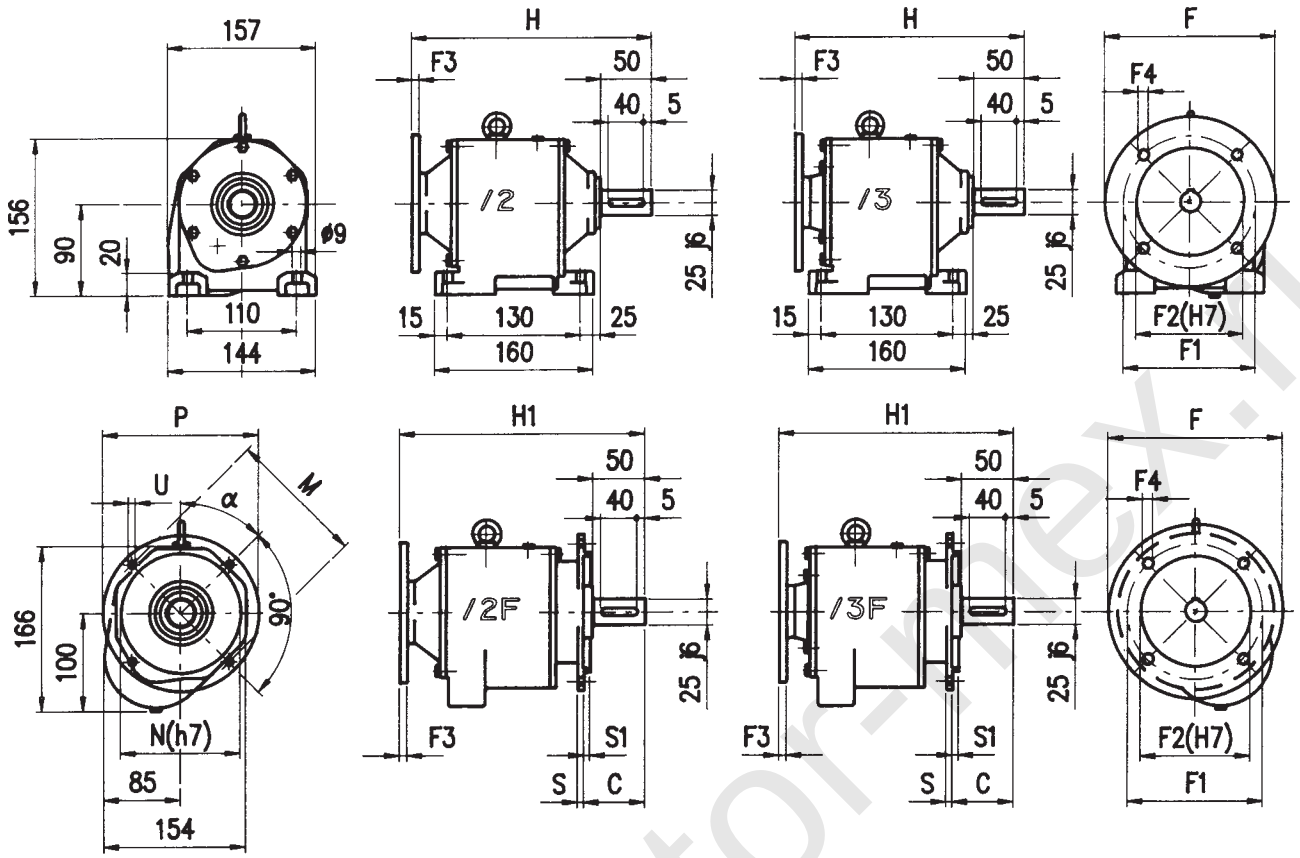

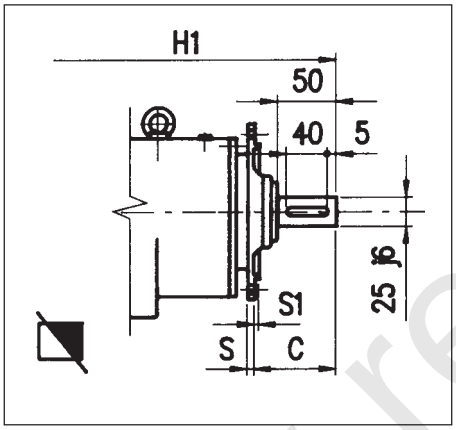

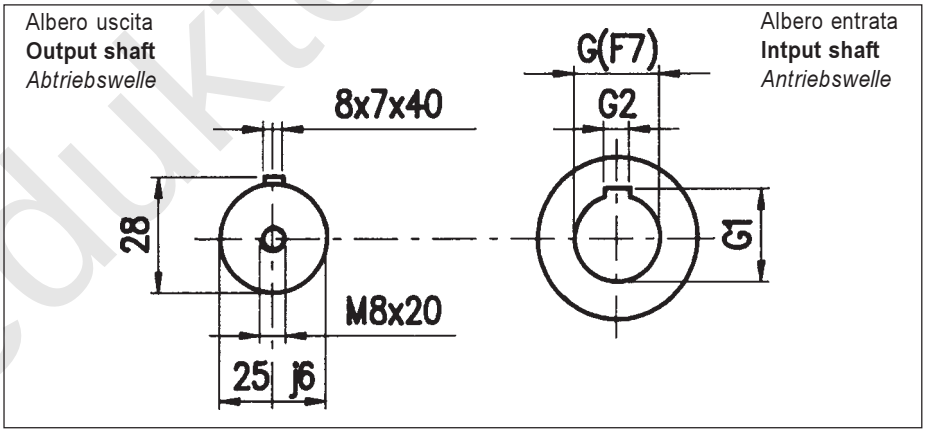

25/2-25/3	G	G1	G2	F	F1	F2	F3	F4	H	H1
/2....63 B5 /2F....63 B5	11	12,5	4	140	115	95	12	9	268	287
/2....71 B5 /2F....71 B5	14	16,3	5	160	130	110	10	9	273	292
/2....80 B5 /2F....80 B5	19	21,8	6	200	165	130	11	11	267	286
/2....90 B5 /2F....90 B5	24	27,3	8	200	165	130	11	11	267	286
/2....100-112 B5 /2F....100-112 B5	28	31,3	8	250	215	180	12	13	270	289
/3....56 B5 /3F....56 B5	9	10,4	3	120	100	80	8	7	269	288
/3....63 B5 /3F....63 B5	11	12,8	4	140	115	95	12	9	259,5	278,5
/3....71 B5 /3F....71 B5	14	16,3	5	160	130	110	10,5	9	258,5	277,5

P = 120							
N	C	M	P	α	S	S1	U
80	55	100	120	45°	8	3,5	6,5

P = 160							
N	C	M	P	α	S	S1	U
110	55	130	160	45°	9	9,5	9

P = 200							
N	C	M	P	α	S	S1	U
130	50	165	200	58°	10	4	11

◪ P = 200							
N	C	M	P	α	S	S1	U
130	85	165	200	58°	10	4	11

www.reduktor-index.ru

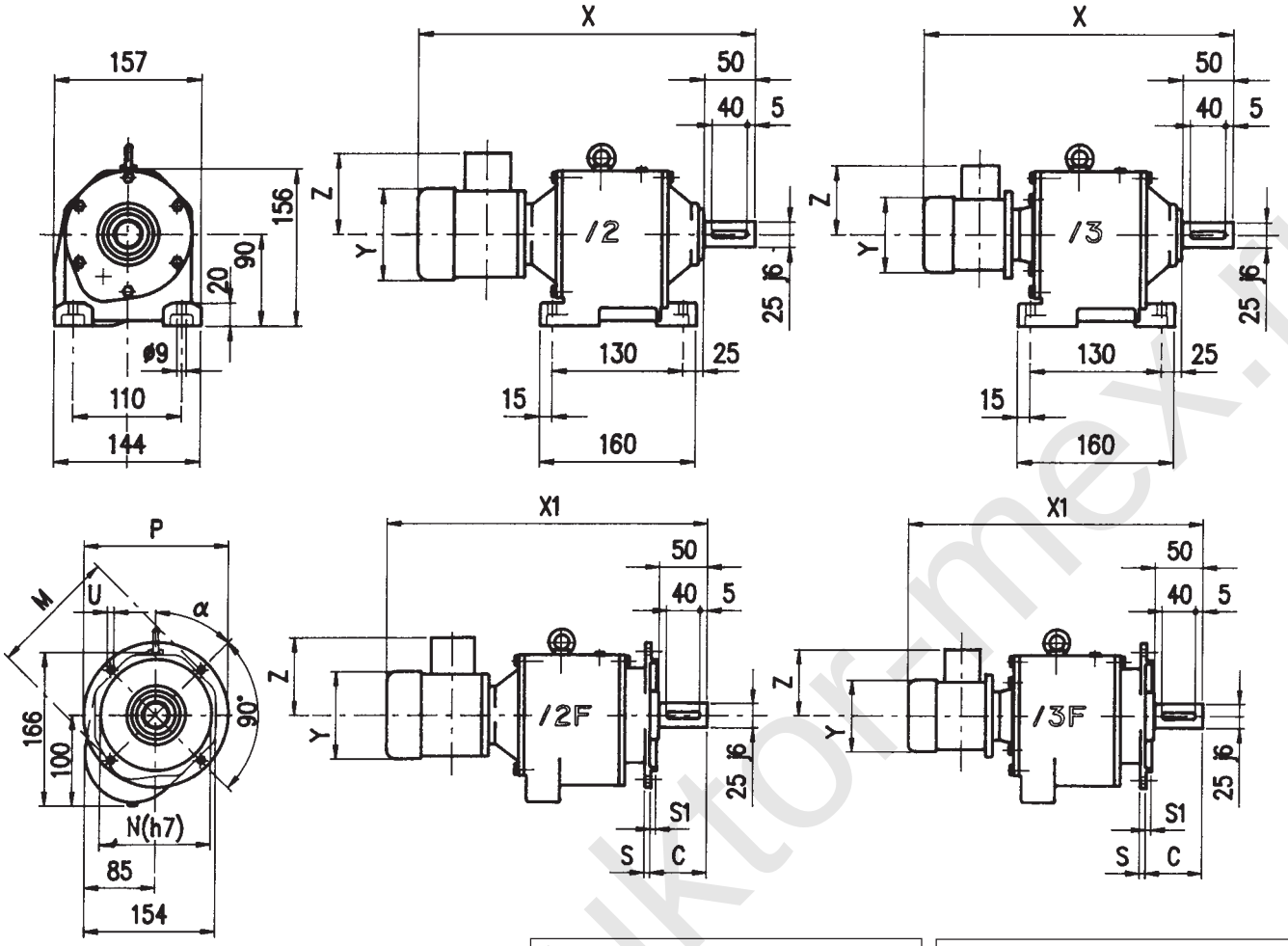

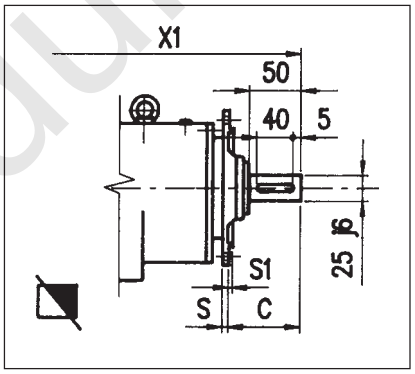

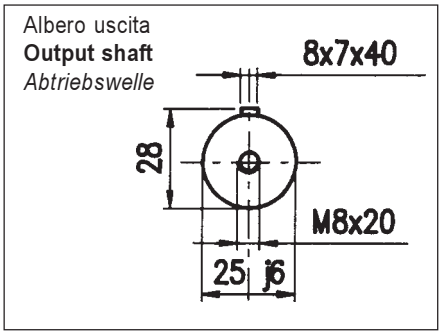

25/2-25/3	Y	Z	X	X1
/2….63 /2F….63	124	92	420	439
/2….71 /2F….71	140	102	438	457
/2….80 /2F….80	160	115	465	484
/2….90 /2F….90	171	121	501	520
/2….100 /2F….100	193	138	521	540
/3….56 /3F….56	111	95	430,5	449,5
/3….63 /3F….63	124	92	447,5	466,5
/3….71 /3F….71	140	102	453,5	472,5

P = 160							
N	C	M	P	α	S	S1	U
110	55	130	160	45°	9	9,5	9

P = 120							
N	C	M	P	α	S	S1	U
80	55	100	120	45°	8	3,5	6,5

P = 200							
N	C	M	P	α	S	S1	U
130	50	165	200	58°	10	4	11

◪ P = 200							
N	C	M	P	α	S	S1	U
130	85	165	200	58°	10	4	11

www.reduktor-mex.ru

HL 30 - RIDUTTORE | **HL 30 - GEARBOX** | *HL 30 - GETRIEBE*

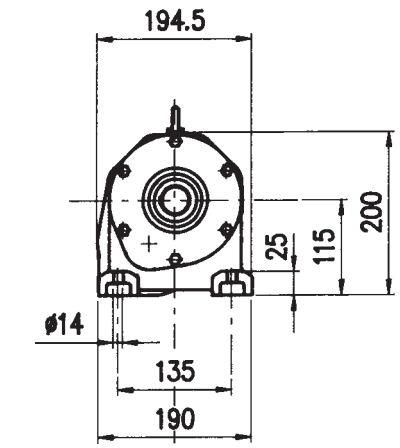

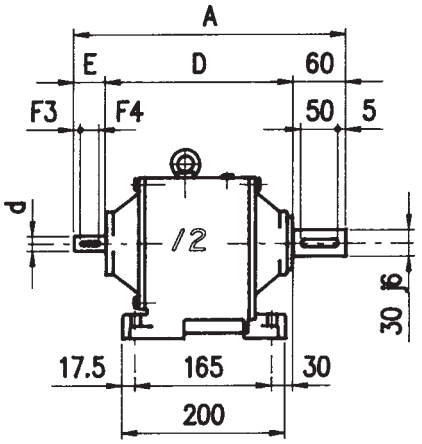

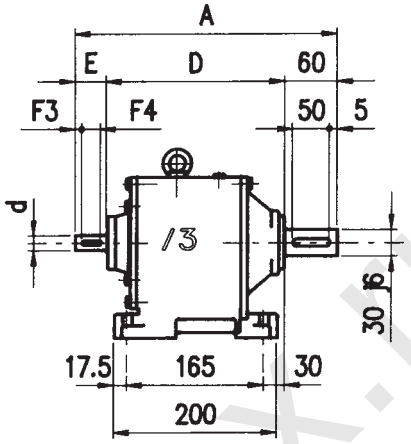

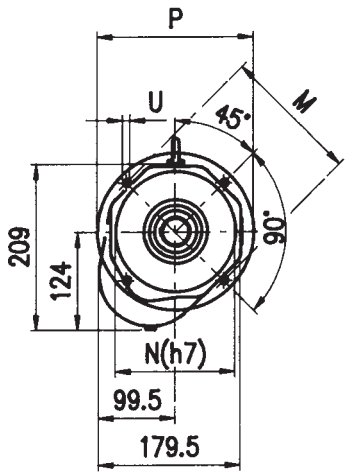

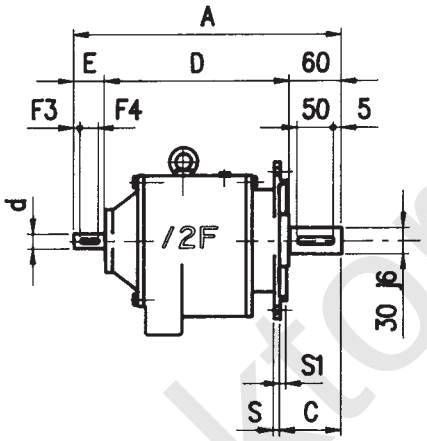

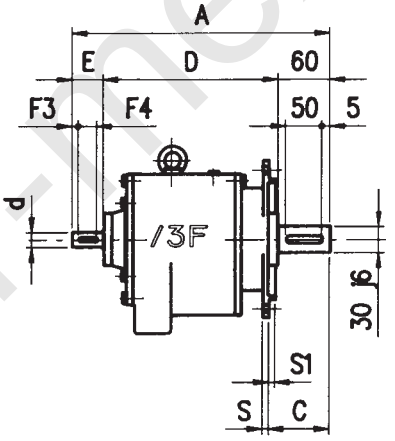

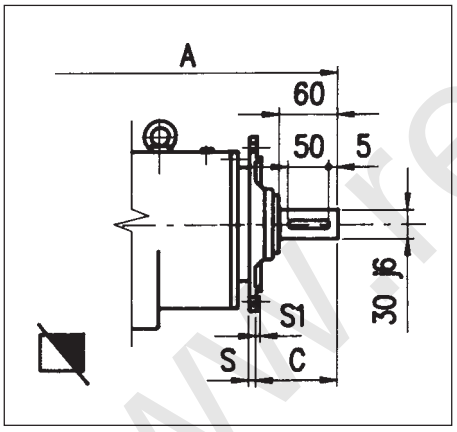

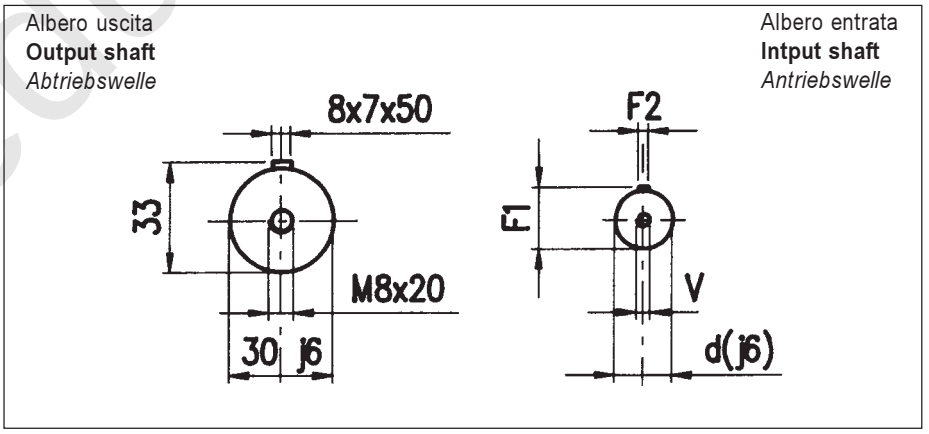

30/2-30/3	A	D	E	d	F1	F2	F3	F4	V	N	C	M	P	S	S1	U
/2	335	235	40	19	21,5	6	5	30	M5							
/2F-160	335	235	40	19	21,5	6	5	30	M5	110	65	130	160	10	3,5	9
/2F-200	335	235	40	19	21,5	6	5	30	M5	130	65	165	200	10	3,5	11,5
/2F-250	335	235	40	19	21,5	6	5	30	M5	180	◥ 80	215	250	10	4	14
/3	327	227	40	19	21,5	6	5	30	M5							
/3F-160	327	227	40	19	21,5	6	5	30	M5	110	65	130	160	10	3,5	9
/3F-200	327	227	40	19	21,5	6	5	30	M5	130	65	165	200	10	3,5	11,5
/3F-250	327	227	40	19	21,5	6	5	30	M5	180	◥ 80	215	250	10	4	14

www.reduktor-mex.ru

MHL 30 PAM - MOTORIDUTTORE P.A.M.

MHL 30 PAM - PAM ARRANGED GEARED MOTORS

MHL 30 PAM - GETRIEBE ZUM I.E.C. MOTORANBAU

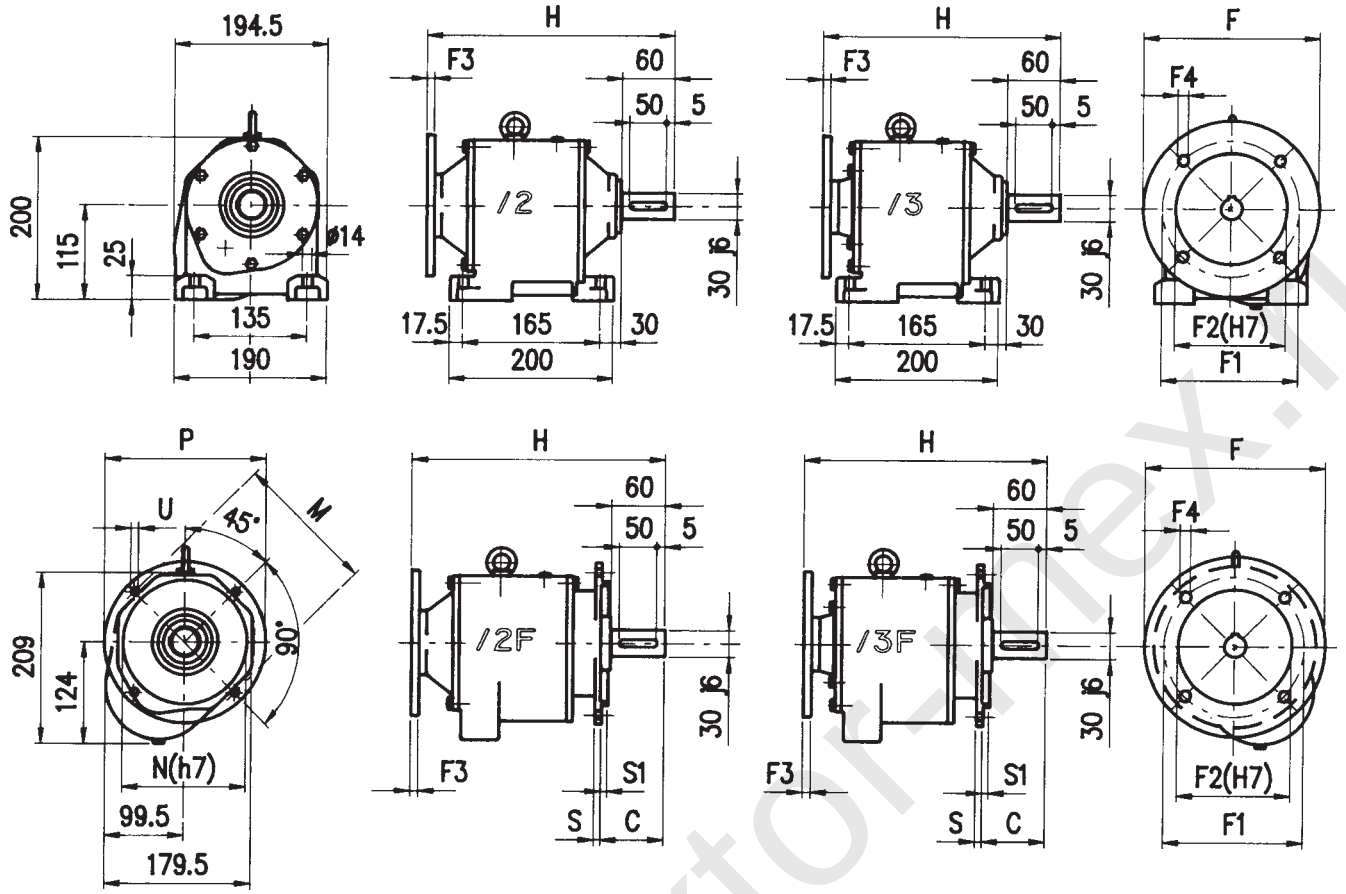

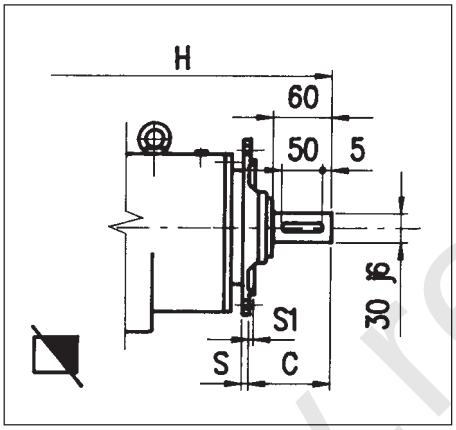

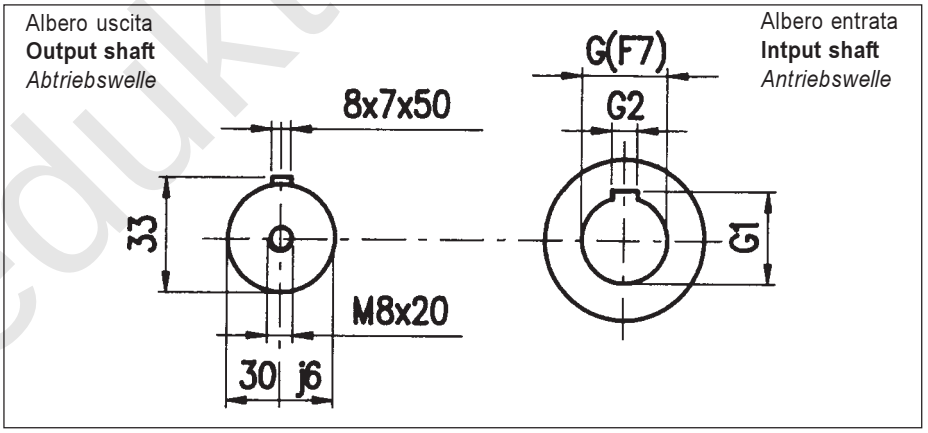

30/2-30/3	G	G1	G2	F	F1	F2	F3	F4	H
/2....71 B5 /2F....71 B5	14	16,3	5	160	130	110	10	9	315
/2....80 B5 /2F....80 B5	19	21,8	6	200	165	130	11	11	309
/2....90 B5 /2F....90 B5	24	27,3	8	200	165	130	11	11	309
/2....100-112 B5 /2F....100-112 B5	28	31,3	8	250	215	180	12	13	312
/3....56 B5 /3F....56 B5	9	10,4	3	120	100	80	8	7	303
/3....63 B5 /3F....63 B5	11	12,8	4	140	115	95	12	9	302
/3....71 B5 /3F....71 B5	14	16,3	5	160	130	110	10,5	9	301
/3....80 B5 /3F....80 B5	19	21,8	6	200	165	130	10,5	11	301

P = 160						
N	C	M	P	S	S1	U
110	65	130	160	10	3,5	9

P = 200						
N	C	M	P	S	S1	U
130	65	165	200	10	3,5	11,5

P = 250						
N	C	M	P	S	S1	U
180	65	215	250	12	4	14

◪ P = 250						
N	C	M	P	S	S1	U
180	80	215	250	10	4	14

www.reduktor-index.ru

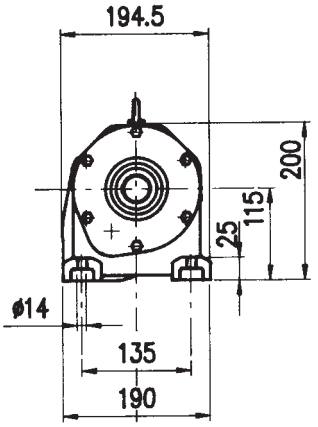

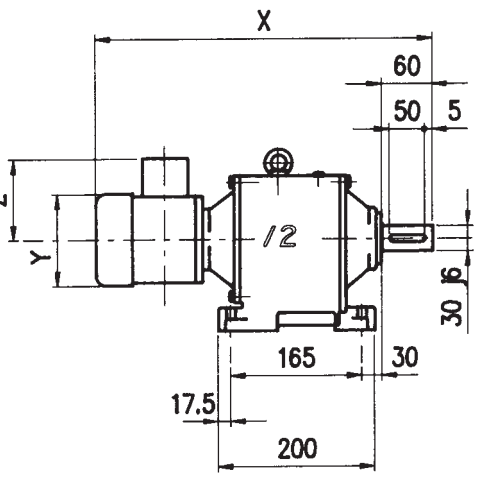

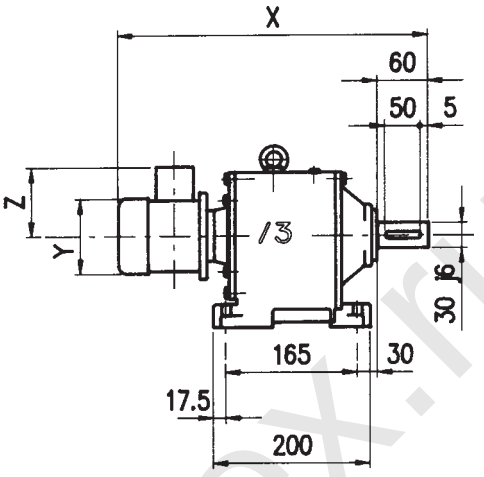

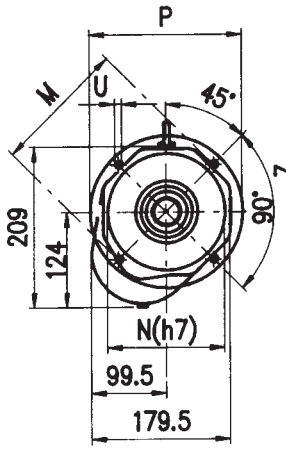

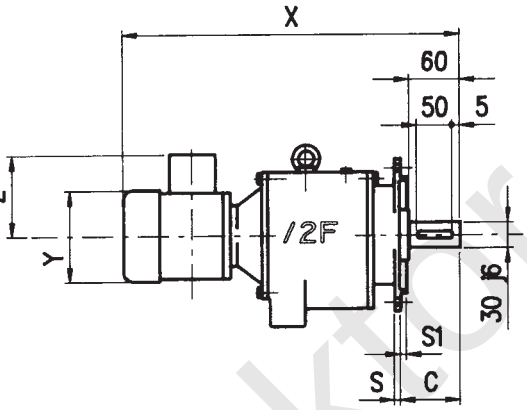

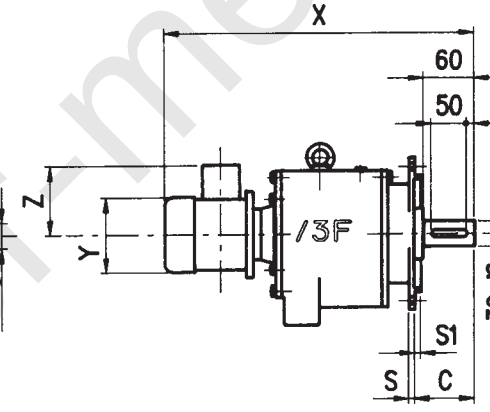

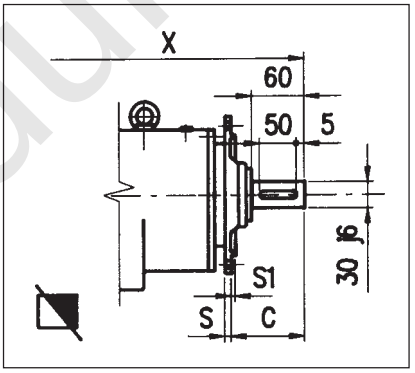

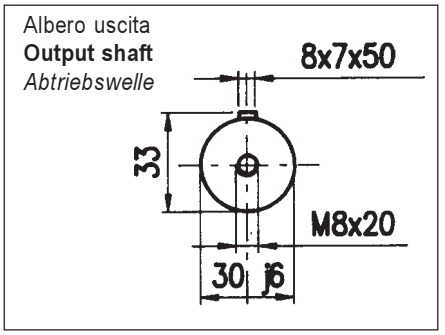

30/2-30/3	Y	Z	X
/2….GR 71 /2F….GR 71	140	102	480
/2….GR 80 /2F….GR 80	160	115	507
/2….GR 90 /2F….GR 90	171	121	543
/2….GR 100 /2F….GR 100	193	138	563
/3….GR 56 /3F….GR 56	111	95	473
/3….GR 63 /3F….GR 63	124	92	490
/3….GR 71 /3F….GR 71	140	102	496
/3….80 /3F….80	160	115	521

P = 200						
N	C	M	P	S	S1	U
130	65	165	200	10	3,5	11,5

P = 160						
N	C	M	P	S	S1	U
110	65	130	160	10	3,5	9

◪ = 250						
N	C	M	P	S	S1	U
180	80	215	250	10	4	14

P = 250						
N	C	M	P	S	S1	U
180	65	215	250	12	4	14

www.redukt-or-mex.ru